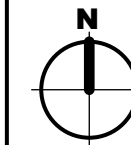


WS2 - WIRING DIAGRAM

Drawing Review
 These drawings must be reviewed by the Owner/Architect/Contractor, or other appropriate representative prior to furniture order. If these drawings are correct, mark the appropriate box below. If incorrect, note corrections to be made and return to Henricksen for corrections.

Approved Signature _____
 Approved as Noted Print _____
 Revise and Resubmit Date _____

KEY PLAN



REV	DATE	REVISION DESCRIPTION	DWN

CDW

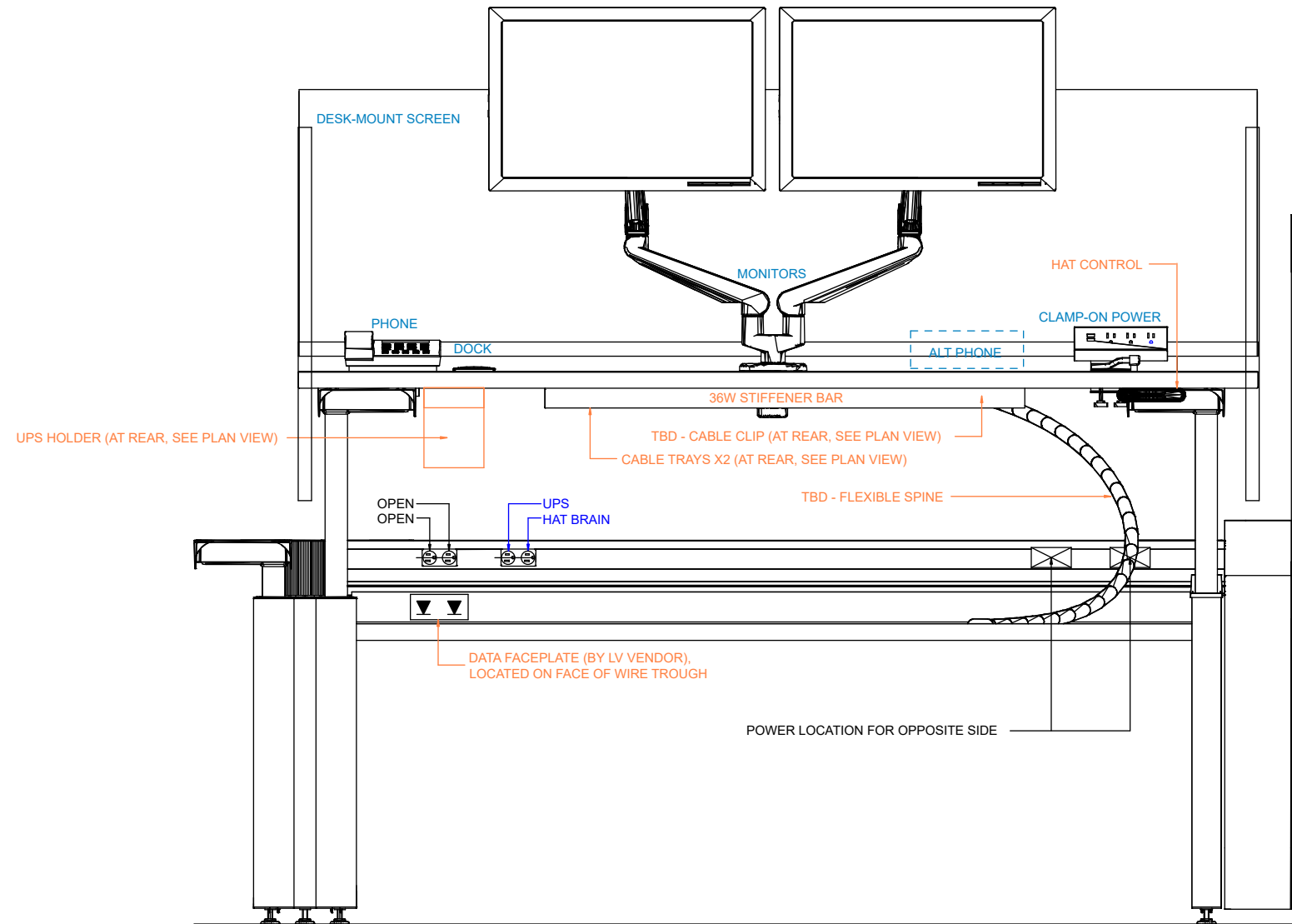


625 W. ADAMS STREET
 FLOOR - ALL FLOORS
 CHICAGO, IL 60661

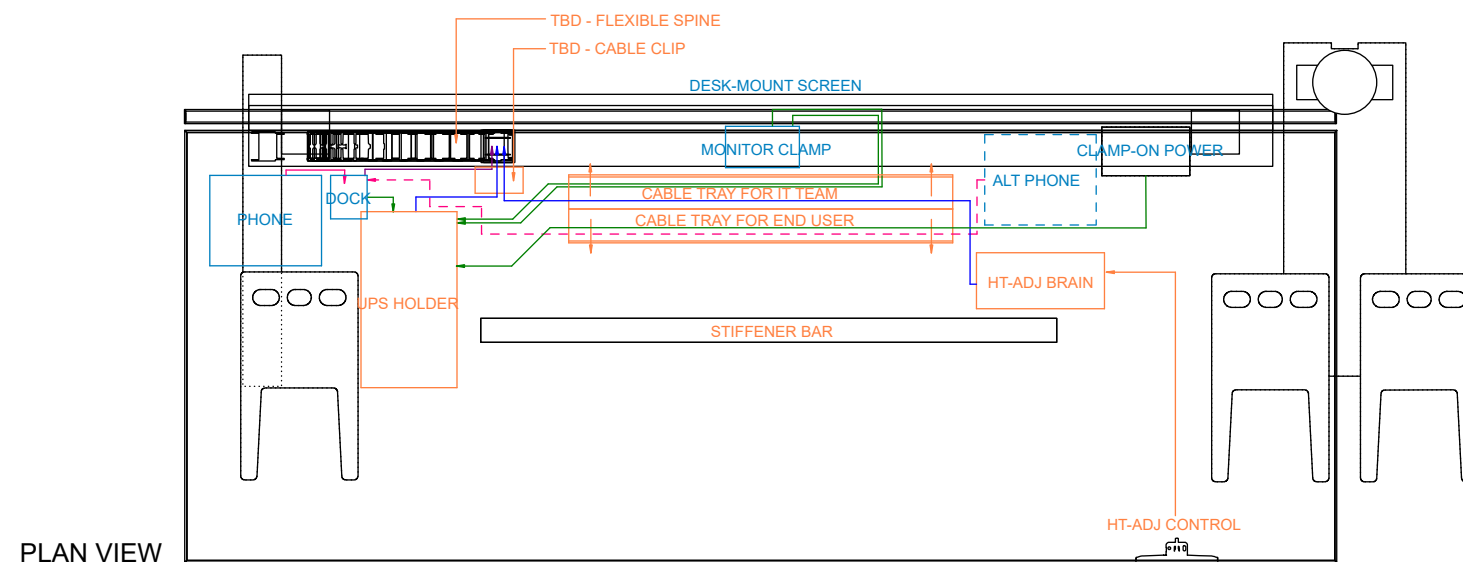
TYPICAL WS2

WIRING DIAGRAM

Drawn By: JIJ Sheet Number:
 Account Rep: JDB
 Project #: 20031538
 Scale: 1/4"=1'-0" **F. 1**
 Org. Date: 3/2/2020



ELEVATION VIEW



PLAN VIEW

- UNDER-DESK ELEMENTS
- ABOVE-DESK ELEMENTS
- POWER CORDS TO BE PLUGGED INTO UPS
- POWER CORDS TO BE PLUGGED INTO BEAM
- DATA CORDS TO BE PLUGGED INTO BEAM
- DATA CORDS TO BE PLUGGED INTO DOCK